

NOTES

ALL VERTICALLY HINGED COMP'T. DOORS TO HAVE HANSEN DOOR STAYS

ALL HORIZONTALLY TOP HINGED COMP'T. DOORS TO HAVE GAS SPRING DOOR STAYS

6 SLOT MAP BOX TO BE LOCATED AT FINAL INSPECTION

COLLINS #CL-12 HANDLIGHT TO BE LOCATED AT FINAL INSPECTION

JUNCTION BOX TO BE LOCATED AT FINAL INSPECTION

PRVD. (1) S/S ADJ. SHELF IN COMPT'S 'A', 'D', & 'E', & (2) IN COMPT 'B' (1 DEEP, 1 SHALLOW)

PRVD. ALUMASTRUT FOR FUTURE SHELVEING IN COMPT 'G'

PRVD. (1) 300# S/S ROLL-OUT TRAY FLOOR MTD. IN COMPT 'A' & 'G'

PRVD. (2) KRYSTAL-LITE STRIP LIGHTS IN EACH COMPT (9)

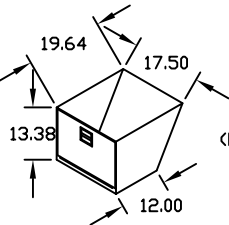
PRVD. ALUM. PEG BOARD ON UNISTRUT IN REAR 'C' & UPPER 'B'

PRVD. ALUM. INSIDE COMPT DOOR IN BOTH R.H. 'F' COMPT'S

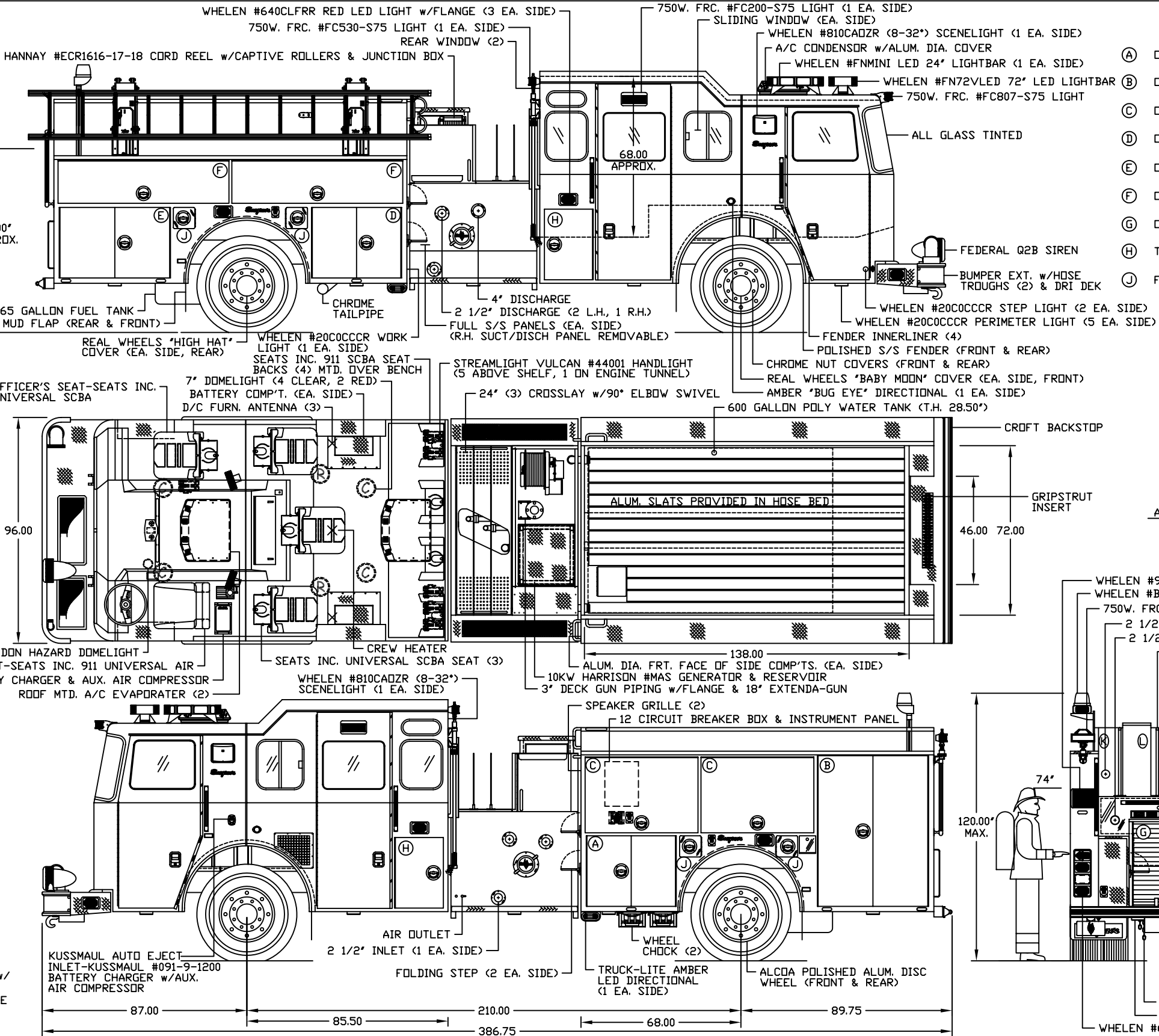
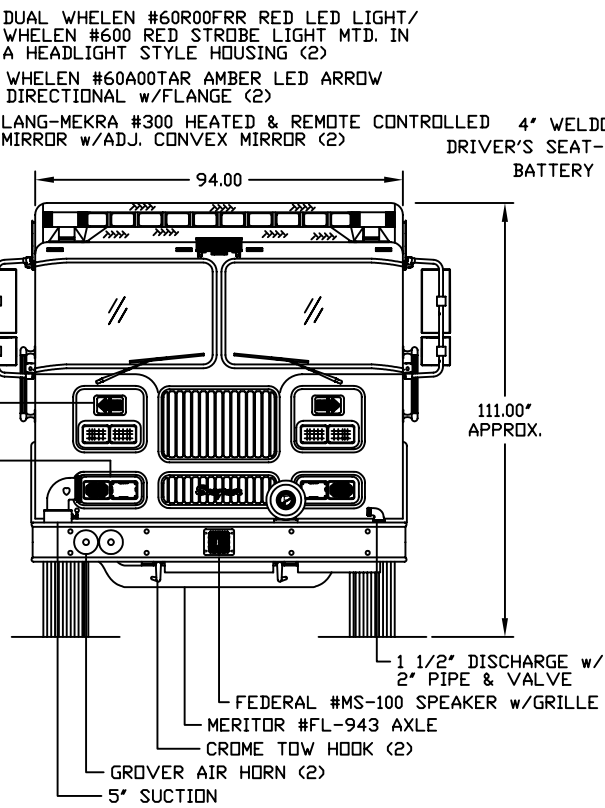
PRVD. HI-POL. S/S SCUFF STRIP ON ALL COMPT DOOR SILLS (11)

PRVD. BRUSH. S/S INSIDE COMPT DOOR SCUFFPLATE IN L.H. 'A', L.H. 'B', R.H. 'D', & R.H. 'E'

PRVD. HI-POL. S/S RUB RAILS



RADIO COMPARTMENT
(LOCATED UNDER OFFICER'S SEAT)



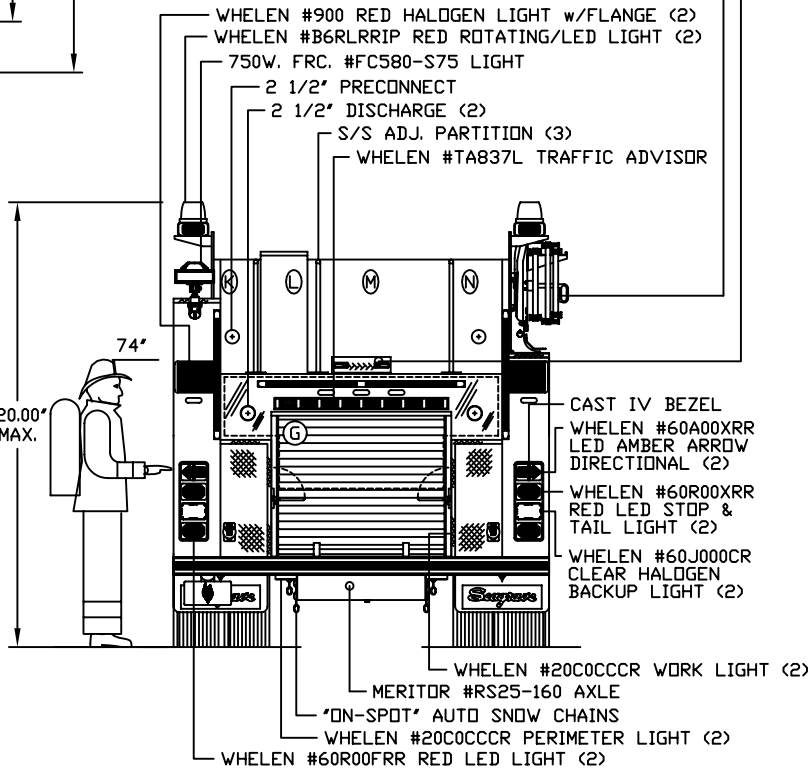
COMPARTMENTS

| | | | | |
|-----|------|-------------|------------|------------|
| (A) | ONE | 40.50 WIDE | 28.25 HIGH | 23.75 DEEP |
| (B) | ONE | 47.25 WIDE | 64.50 HIGH | 23.75 DEEP |
| | | UPPER | 33.38 HIGH | 10.75 DEEP |
| (C) | ONE | 100.00 WIDE | 33.38 HIGH | 10.75 DEEP |
| (D) | ONE | 40.50 WIDE | 28.25 HIGH | 23.75 DEEP |
| (E) | ONE | 47.25 WIDE | 28.25 HIGH | 23.75 DEEP |
| (F) | ONE | 150.00 WIDE | 18.38 HIGH | 10.75 DEEP |
| (G) | ONE | 46.00 WIDE | 38.00 HIGH | 28.00 DEEP |
| (H) | TWO | 22.50 WIDE | 30.00 HIGH | 17.75 DEEP |
| | | THRU | 22.50 WIDE | 12.00 HIGH |
| (J) | FOUR | 8.00 DIA. | 25.00 DEEP | |

| HOSE BED CAPACITY | | | |
|--------------------|-------|--------|--|
| AMOUNT OF HOSE | WIDTH | HEIGHT | |
| (K) 300 FT. 2 1/2" | 9.00 | 29.24 | |
| (L) 500 FT. 3" | 16.00 | 29.24 | |
| (M) 900 FT. 5" | 34.00 | 29.24 | |
| (N) 200 FT. 2" | 13.00 | 22.24 | |

10FT. FOLDING #FL-10
8FT. PIKE POLE (FIBERGLASS)
6FT. PIKE POLE (FIBERGLASS)

ALCO-LITE LADDERS
24FT. 2 SEC. #PEL-24
14FT. ROOF #PRL-14



NOTE: DIMENSIONS SHOWN ARE APPROX. & SUBJECT TO MINOR DEVIATIONS AS MAY OCCUR OR BE NECESSARY IN CONSTRUCTION. THE INDICATED VEHICLE HEIGHT REPRESENTS A CALCULATED DIMENSION. THE ACTUAL HEIGHT OF THE UNIT AS SHIPPED FROM THE FACTORY MAY VARY. THE HOSE CAPACITY IS A CALCULATED AMOUNT. THE ACTUAL CAPACITY MAY VARY DEPENDENT UPON THE STYLE AND VENDOR OF THE HOSE. MINOR DETAILS NOT SHOWN. WHERE THERE MAY BE NONCONFORMITY BETWEEN THE ILLUSTRATION AND THE SALES ORDER THE ORIGINAL SALES ORDER & ALL APPROVED SALES CHANGES WILL PREVAIL.

MODEL TB 70 DA PROPOSED FOR
SUFFERN VOLUNTEER HOSE COMPANY #1
SUFFERN , NEW YORK

SALES ORDER
78C45

| | | | |
|-----------|-----------------|---|-----------------------------|
| CAB | MAR. T-10 RR10 |  <i>Suffern</i> FIRE APPARATUS, LLC. CLINTONVILLE, WISCONSIN  | DRAWN BY: JRK |
| ENGINE | SERIES 60 430HP | | DATE: 01/12/2005 |
| PUMP | HALE 2000 GPM | | SCALE 1/2"=1FT |
| BODY MATL | L-EXT. S/S | | |
| AERIAL | | | CUSTOMER APPROVED: 01-28-05 |
| | | | NO. PE13656 |